

# Signals Notebook Start up

Signals Notebook Individual Edition

PerkinElmer Informatics

2018/03/05



PKJINF-180008



HUMAN HEALTH • ENVIRONMENTAL HEALTH

© 2015 PerkinElmer

# Signals Notebookの初回アクセス

## パーキンエルマー インフォマティクスのオンラインメンバー登録

- パーキンエルマーインフォマティクスのウェブサイトを開きます。①
  - <http://www.cambridgesoft.com>
- Register ボタンを押します。②
- すでにユーザー登録をされている方はこのプロセスは不要です。

The screenshot shows a web browser window with the URL <https://www.cambridgesoft.com> in the address bar, marked with a red circle and the number 1. The website header includes the PerkinElmer logo, social media icons, and navigation menus for 'INFORMATICS', 'Home', and 'English'. A search bar is present with the text 'All Informatics Sites' and a 'GO' button. Below the search bar, there is a 'REGISTER' button highlighted with a red box and a red circle with the number 2, and a 'LOGIN' button. The main content area features a blue banner with the text 'TOGETHER AT LAST' and 'Search the SciFinder® database from ChemBioDraw® Ultra v.14', along with a 'Learn More' button. To the right of the banner are two large logos: a colorful diamond-shaped logo and a green hexagonal logo with 'CD' inside. The footer contains a row of small icons and the PerkinElmer logo.

# Signals Notebookの初回アクセス パーキンエルマー インフォマティクスのオンラインメンバー登録

[Home](#) > Registration

## PerkinElmer Informatics User Registration

With an account with PerkinElmer Informatics you get access to an ever growing list of products and services, from our quarterly print publication [Chem & Bio News](#) to [webinars](#) on all our offerings.

### New Member Registration

\*Required Information

**Account Information**

Email Address \*   
■■■■@perkinelmer.com IS available

Password \*   
Password must be 6-20 nonblank characters (can use @#\$%^&\*!\_~)

**Personal Information**

Salutation:  First Name \*  Last Name \*

Address 1  Address 2  City

Country \*  State/Province:  Zip/Postal Code:

Telephone:  Fax

- \* のところは必須項目になります。
  - Email Address: xxx@xyz-u.ac.jp (自分のメールアドレスを正しく入力)
  - Password: xxxxx (任意のパスワードを入力。覚えておいてください。)
  - Salutation: Mr. あるいは Ms
  - First Name: Taroのように半角英数字で入力
  - Last Name: Yamadaのように半角英数字で入力
  - Address: 学校の住所で結構です
  - City: 都道府県
  - Country: Japanを選択
  - State/Providence: Othersを選択
  - Zip/Postal Code: 郵便番号
  - Telephone: 電話番号

# Signals Notebookの初回アクセス

## パーキンエルマー インフォマティクスのオンラインメンバー登録

**Professional Information**

Primary Role \*  Sub Role  Industry

Organization \*

My Organization Address is same as My Address

**Notifications**

PerkinElmer email - Event Invitations, product announcements & special offers

ChemBioNews email - Webinar invitations, video, article & whitepaper updates

SciStore exclusive sales & special offers (Discount offers, specials, coupon codes & sale announcements, exclusive to email list subscribers)

**Preferences**

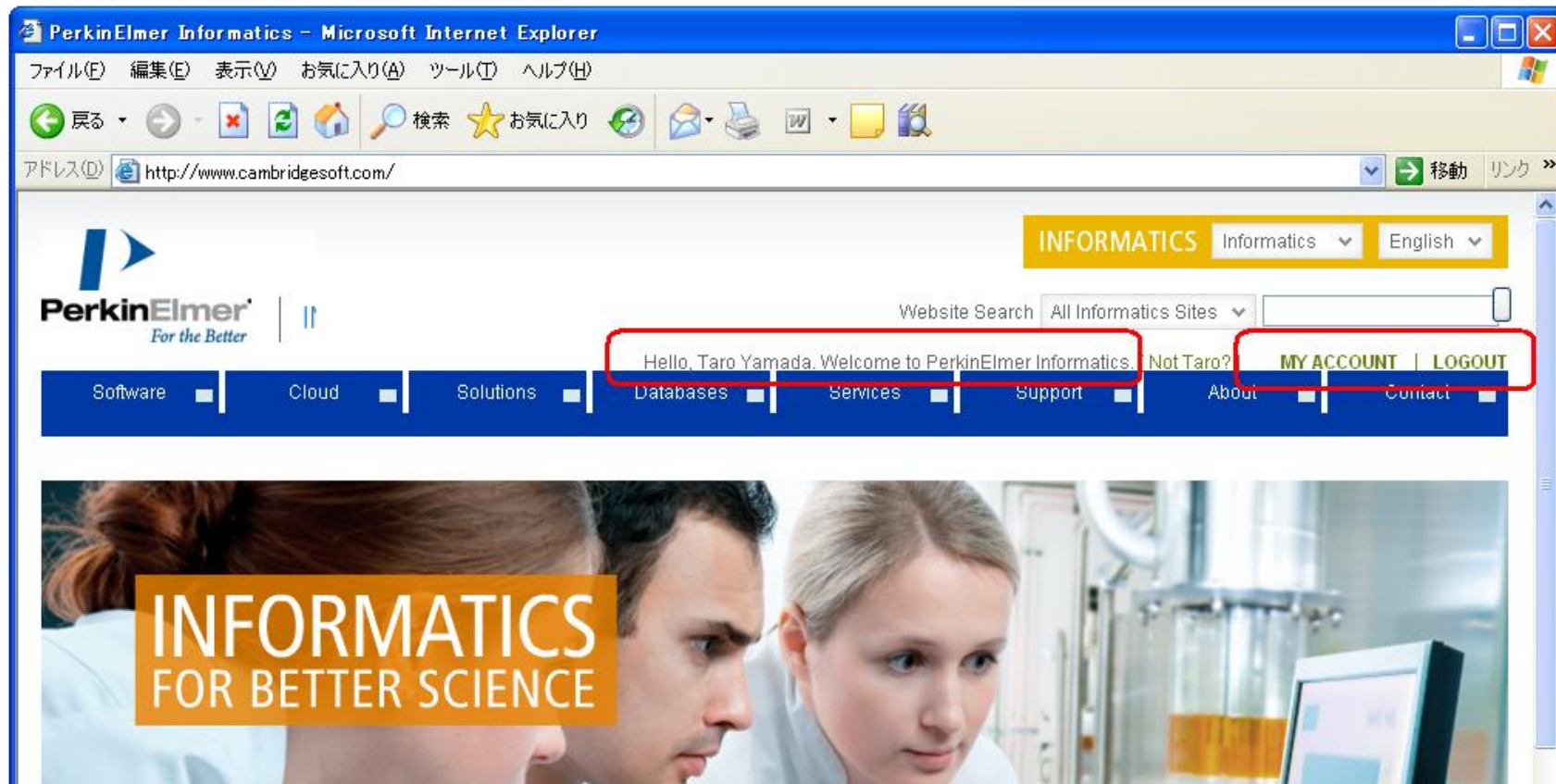
Language

Currency

[Register](#)

- \* のところは必須項目になります。
  - Primary Role: Studentなど該当するものを選択
  - Sub Role: Graduate Studentなど該当するものを選択
  - Industry: Biologyなど該当するものを選択
  - Organization: <大学名>を記入
  - My Organization Address is same as My Address: チェック
  - Notifications 適当に選択してください。
  - Language: 日本語を選択
  - Currency: jpyを選択
- 必要事項を記入の上、Registerをクリックしてください。

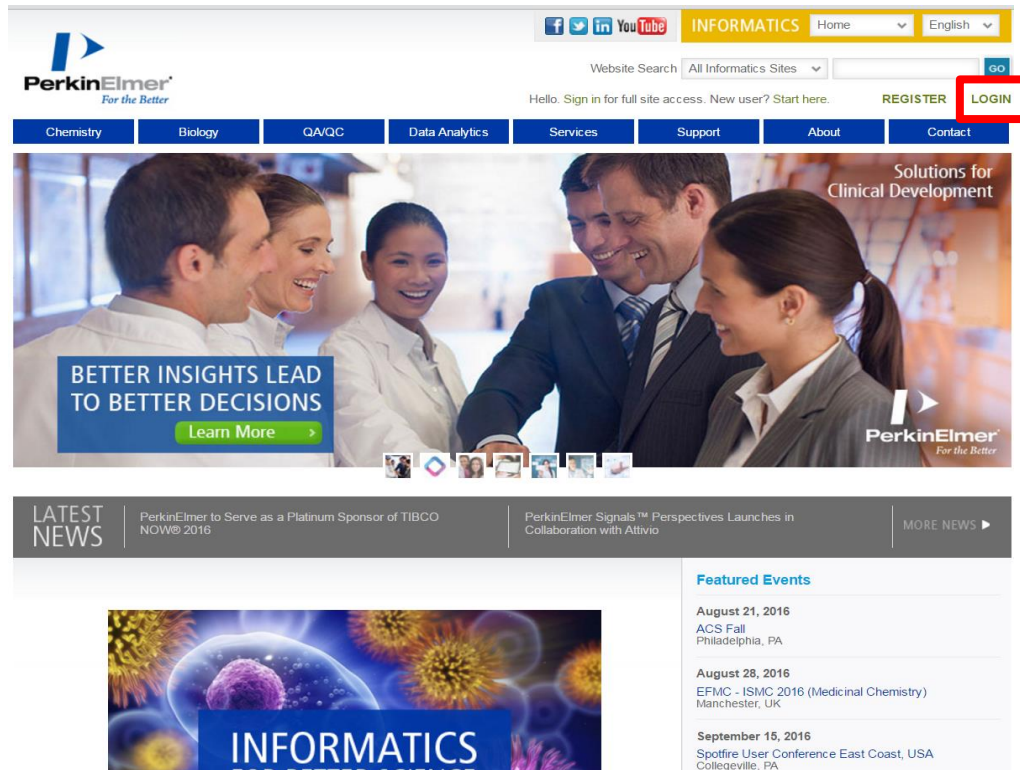
# Signals Notebookの初回アクセス パーキンエルマー インフォマティクスのオンラインメンバー登録



- 以上の表示が出たら登録完了です。

# Signals Notebookの初回アクセス

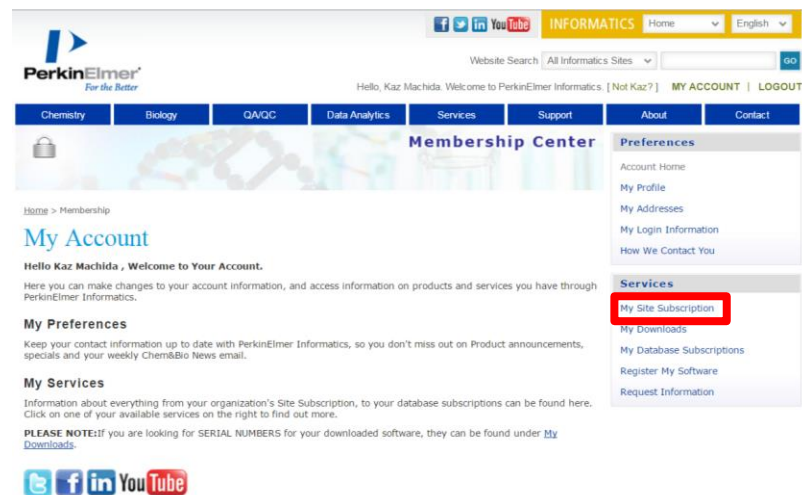
- 初回のみ、Signals Notebookのアカウント作成のため、P7～P9の操作を行ってください。
- [www.cambridgesoft.com](http://www.cambridgesoft.com)にアクセスしてログインしてください。



The screenshot shows the PerkinElmer website homepage. At the top, there is a navigation bar with social media icons (Facebook, Twitter, LinkedIn, YouTube) and the text 'INFORMATICS Home English'. Below this is a search bar with the text 'Website Search All Informatics Sites' and a 'go' button. A message reads 'Hello. Sign in for full site access. New user? Start here.' with 'REGISTER' and 'LOGIN' buttons. The 'LOGIN' button is highlighted with a red box. Below the navigation bar is a main banner with a photo of five people in a lab setting. The banner contains the text 'Solutions for Clinical Development' and 'BETTER INSIGHTS LEAD TO BETTER DECISIONS' with a 'Learn More' button. Below the banner is a 'LATEST NEWS' section with two news items: 'PerkinElmer to Serve as a Platinum Sponsor of TIBCO NOW@ 2016' and 'PerkinElmer Signals™ Perspectives Launches in Collaboration with Attivio'. To the right is a 'Featured Events' section with three events: 'August 21, 2016 ACS Fall Philadelphia, PA', 'August 28, 2016 EFMC - ISMC 2016 (Medicinal Chemistry) Manchester, UK', and 'September 15, 2016 Spotfire User Conference East Coast, USA Collegeville, PA'. At the bottom left, there is a graphic with the text 'INFORMATICS FOR BETTER SCIENCE'.

# Signals Notebookの初回アクセス

- My Accountをクリックしたのち、My Site Subscriptionをクリック



# Signals Notebookの初回アクセス

- Download V16 and earlier Version Site Subscription Softwareをクリックすると、使用可能な製品一覧がでてきます。
- 「PerkinElmer Signals Notebook Individual Edition」をクリック
- 次回以降は、直接<https://signalsnotebook.perkinelmer.cloud>にアクセスしてください。

The screenshot shows the PerkinElmer Informatics website. The user is logged in as Kaz Machida. The navigation menu includes Chemistry, Biology, QA/QC, Data Analytics, Services, Support, About, and Contact. The 'Membership Center' is active, showing 'My Account' and 'Site Subscription' as the current page. A red box highlights the 'Site Subscription' link in the breadcrumb trail. Below the main content, there are sections for 'Accessing Your Software' and 'Frequently Asked Questions'.



Please click on the links below to download software and/or access databases.

You will receive a serial number by email within a few minutes. If you do not receive it shortly, please check your spam filter.

#### PerkinElmer Fulfillment System

**ChemOffice Professional for Windows V16. Term Site License. SN.**  
Windows Download

[Click Here to Download Software 1](#)

(Click on the link above, and proceed to save the file to your computer. Then double click file to install.)

To access this subscription in the ASIA region go to: <https://spotfire.emea.perkinelmer.asia/Instructions.htm>

**ChemDraw Cloud, Annual Subscription**  
Expiration Date: 3/09/2020

To access this subscription go to: <https://chemdraw.perkinelmer.cloud/login>

**PerkinElmer Signals Notebook Individual Edition**  
Expiration Date: 3/09/2020

To access this subscription go to: <http://signalsnotebook.perkinelmer.cloud/>

#### Japanese Manuals

<http://japan.cambridgesoft.com/Support/DesktopSupport/Documentation/Manuals/Default.aspx>

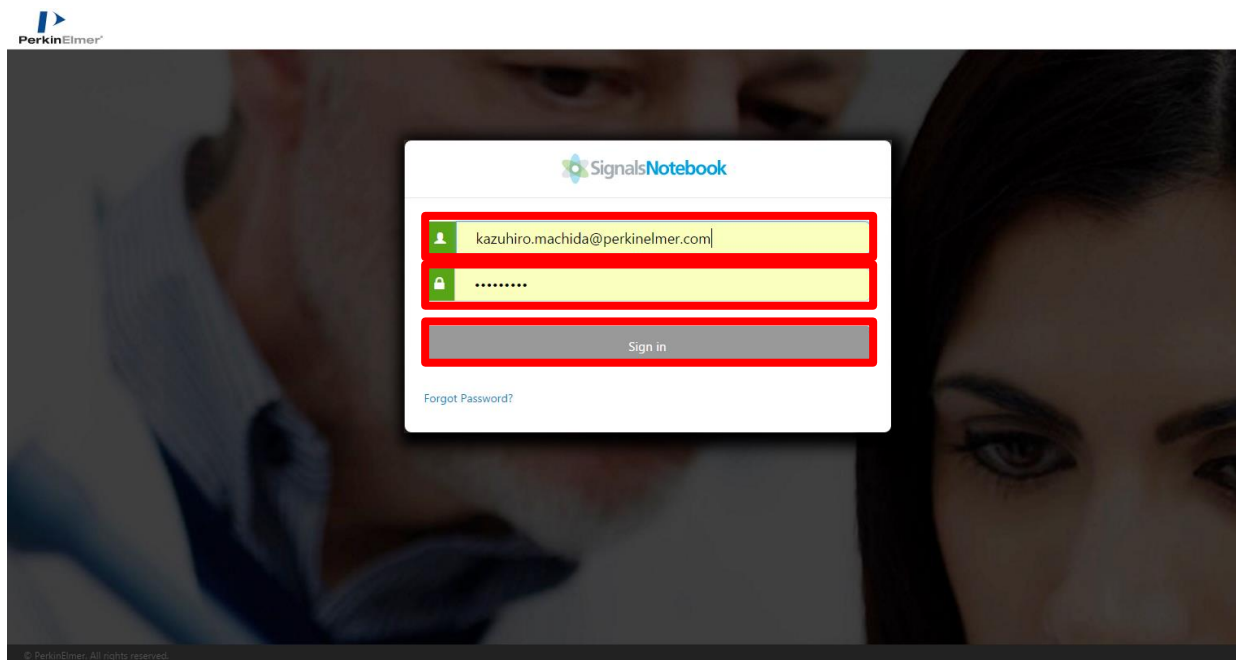
#### English Manuals

<http://www.cambridgesoft.com/support/DesktopSupport/Documentation/Manuals/>



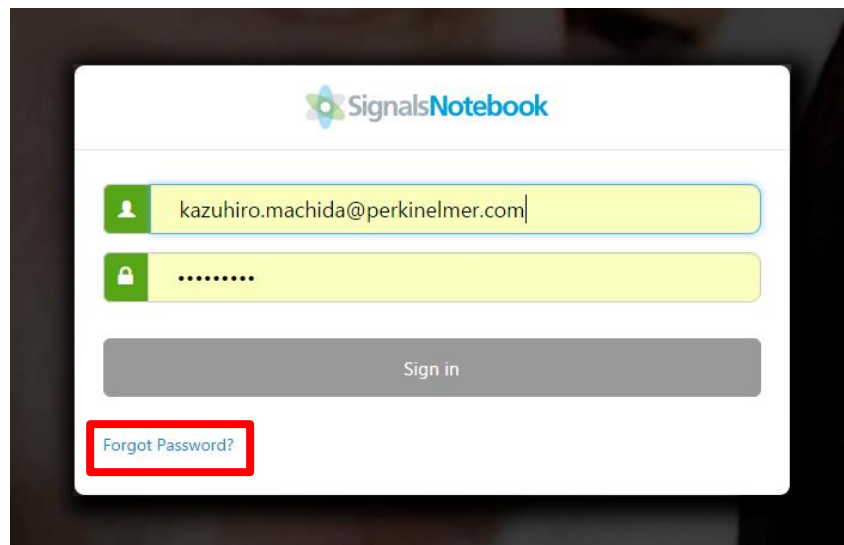
## ログイン:

- <https://signalsnotebook.perkinelmer.cloud/>にユーザ名（メールアドレス）とパスワードを入力してログイン



## アクセスできない場合

- Forget Password? をクリックしてください。
- [www.cambridgegssoft.com](http://www.cambridgegssoft.com)のパスワードリセット画面になりますので必要事項を入力の上、パスワードをリセットしてください。
- この方法でログインできない場合にはカスタマーサポートまでご連絡ください。



# ユーザ画面の説明:

- LoginするとユーザのDashboardが表示されます。

The screenshot shows the Signals Notebook user dashboard. A vertical sidebar on the left contains several icons: a document, a notebook, a clipboard, a person, a magnifying glass, and a trash can. A red box highlights these icons. A blue callout labeled "Navi Tree" points to the sidebar. The main content area features a "Welcome to PerkinElmer Signals Notebook" message with a list of features: "Effective scientific research data management", "A click-and-go solution", and "Full Microsoft Office and Microsoft Office Online integration". A blue callout labeled "実験ページのFilter" points to a "Filter" button above a table of experiments. The table lists three experiments: "PKI-0001-01", "Demo 2017-03-18", and "Test-06". A blue callout labeled "最近編集した実験ページ一覧" points to the table. At the top right, there are buttons for "New Notebook" and "New Experiment", with a blue callout labeled "新規実験ページの作成" pointing to them. Another blue callout labeled "新規実験ノートの作成" points to the "New Experiment" button. A blue callout labeled "Signals Notebookのニュース" points to a "Hide News." link. The footer contains the text "Signals Notebook 1.0.0 (893029a) © 2017 PerkinElmer. All rights reserved. | SLA".

Signals Notebook

Welcome **KM** Kazuhiro Machida  
kazuhiro.machida@perkinelmer.com

Dashboard

Hide News.

+ New Notebook + New Experiment

Navi Tree

Welcome to PerkinElmer Signals Notebook

- Effective scientific research data management  
Drag, store, organize, share, find, and filter chemical data with ease
- A click-and-go solution  
Low activation threshold, no installation, 100% web-based, easy to use, immediate return on investment
- Full Microsoft Office and Microsoft Office Online integration  
Integrate them by choosing either Office or Office Online

実験ページのFilter

最近編集した実験ページ一覧

新規実験ページの作成

新規実験ノートの作成

Signals Notebookのニュース

Recent Experiments

Filter Sort by Name | Modified

PKI-0001-01 >	Toshi Maruo Owner	2 days ago	RE-OPENED
Demo 2017-03-18 > Notebook: Demo	Kazuhiro Machida Owner	5 days ago	IN REVIEW
Test-06 > Notebook: Kazuhiro Machida	Kazuhiro Machida Owner	5 days ago	ACTIVE

Signals Notebook 1.0.0 (893029a) © 2017 PerkinElmer. All rights reserved. | SLA

# サポートページ: ログイン出来ない場合

- <http://informatics.perkinelmer.co.jp/support/support.html>



PerkinElmer Informatics  
サイトへ

パーキンエルマー  
ジャパンサイトへ

What's New

オンラインショップ

ホーム

プロダクト情報

イベント/キャンペーン情報

サポート

事業部概要・お問い合わせ

## サポート情報

[サポートプラン](#)

[ユーザーフォーラム](#)

[サポートのお問い合わせ](#)

(リンク先で「CREATE A SUPPORT TICKET」ボタンをクリックしてお問い合わせ内容をご入力下さい。日本語での入力が可能です。)

こちらをクリックしてください

# ウェブからのお問い合わせ窓口

- <http://www.cambridgesoft.com/contact/support/>

**PerkinElmer**  
For the Better

INFORMATICS Home English

Website Search All Informatics Sites GO

Hello, Toshi Maruo. Welcome to PerkinElmer Informatics. [ Not Toshi? ] MY ACCOUNT | LOGOUT

Chemistry Biology QA/QC Data Analytics Services Support About Contact

Home > Contact Us > Technical Support

## お問い合わせ » サポート

Standard electronic support is available for

- ▶ Customers with a current Support & Maintenance contract
- ▶ Term license users
- ▶ Users still within the 30 day warranty period

Click the Button below

**CREATE A SUPPORT TICKET**

こちらをクリックしてください

All users can log into our [Support Case Portal](#) to create Support requests and to view real-time information on existing requests.

**Contact**

- 販売
- テクニカル サポート
  - Customer Connection Form
  - Support Form
- カスタマ サービス
- InsideInformatics.com
- SciStore.com
- 人事
- 会社

# お問い合わせ入力画面:

<http://www.cambridgesoft.com/contact/support/form/>

- こちらの画面にお問い合わせ内容を記述

日本語での問い合わせが可能です

Submitボタンをクリック  
こちらをクリックしてください

The screenshot shows a contact support form with the following sections:

- User Information:** Fields for Email \*, First Name \*, Last Name \*, and Organization.
- Product Information:** Fields for Serial Number, Product \*, and Version Number.
- System Information:** Dropdown menus for Operating System \*, Browser (for plugin issues), and Microsoft Office.
- Problem Description:** A Priority dropdown menu and a large text area labeled "Enter your message here: \*".
- Attach File(s):** A "Select File" button and a note: "This form supports multiple attachments. Each file size should not exceed 15 MB."

Red arrows point from the Japanese text to the "Priority" dropdown menu and the "Submit" button at the bottom right of the form.